


Portage County Municipal Court



Annual Report 2023



**REPORT OF KEVIN T. POLAND
PRESIDING AND ADMINISTRATIVE JUDGE
PORTAGE COUNTY MUNICIPAL COURT
FOR THE CALENDAR YEAR 2023**

The Portage County Municipal Court submits the following report of its operation for the calendar year 2023.

The Presiding and Administrative Judge, Kevin T. Poland, sat in the Ravenna division of the Portage County Municipal Court with Judge Melissa R. Roubic. Judge Mark K. Fankhauser sat in the Kent division of the Portage County Municipal Court during 2023. On December 4, 2023, Judge Mark K. Fankhauser and Judge Melissa R. Roubic switched court locations. Currently Judge Mark K. Fankhauser is in the Ravenna division and Judge Melissa R. Roubic is in the Kent division.

Both judges in the Ravenna division continued to conduct jail arraignments via polycom video conferencing system. This system saves the County the time and expense of transporting inmates from the jail to the courthouse for arraignments and improves courthouse security. In addition, court hearings were conducted via teleconference as well as video conferencing, when possible, to reduce foot traffic in the Courthouses.

Statistics reflect a net decrease in the number of cases filed in the Portage County Municipal Court. A total of 15,293 criminal and traffic cases were filed in the Ravenna division, reflecting a decrease of 254 cases over the total for 2022. In the Kent division 4,025 criminal and traffic cases were filed, a decrease of 285 cases from the total for 2022.

In the Ravenna division, 2,249 civil cases were filed, an increase of 112 cases over the total filed in 2022. The Kent division reflects an increase of 56 civil cases filed, for a total of 1,978 cases in 2023.

Criminal and traffic receipts for the Ravenna division totaled \$2,895,643.05, a decrease of \$1,245.43 from receipts for 2022. In the Kent division, criminal and traffic receipts totaled \$916,332.32 a decrease of \$84,353.76 from receipts for 2022.

The Portage County Municipal Court continued to have its own Probation Department division separate and apart from that of the Common Pleas Court. The Probation Department staff and services are essential to the effective operation of the Court to protect the public and to provide Defendants with necessary assistance to prevent future criminal activity. The Court often utilizes the assistance of the Probation Department to monitor a Defendant's compliance with ordered sentencing.

In 2023, the Judges continued referring Defendants convicted of domestic violence to an anger management counseling on-site at the Probation Department led by Stepping Stone Community Services. This service opportunity was originally made by our Probation Department's application of a grant. AxxessPointe Community Centers formally known as Family & Community Services, Summit Psychological Associates, Coleman Health Services, Stepping Stone Community Services and other agencies also continue to provide anger management and other counseling services to Defendants.

Both AxxessPointe Community Health Centers and Summit Psychological Associates also provided counseling for victims of domestic violence so that they could learn new ways of dealing with relationship conflicts. Other defendants received services from Coleman Professional Services and Townhall II.

The Judges took advantage of the many agencies who offered a variety of counseling opportunities for persons with substance abuse issues. In particular, Townhall II, Summit Psychological Associates, Stepping Stone Community Services and AxxessPointe Community Centers offered substance abuse assessments and counseling. Root House and Horizon House offer 90 days of residential treatment. The Municipal Court also has limited bed space available through the Common Pleas Opiate treatment facility, PARC House. Since Ohio Operation of a Vehicle while Impaired (OVI) law mandates counseling for any person who is convicted of OVI two or three times within a ten-year period, all the Judges routinely refer Defendants to substance and alcohol abuse counseling. The Judges also referred persons convicted of other alcohol and drug-related offenses to counseling at these agencies.

The Judges continued to refer OVI offenders to Townhall II or AxxessPointe Community Centers to complete a three day Driver Intervention Program in Portage County in lieu of three days in jail pursuant to statutory requirements. The assignment of each defendant to a specific agency was done randomly. The Court may authorize defendants to attend a certified DIP program outside of Portage County and also utilize the six day DIP program offered by Comquest in Massillon.

In addition, the Judges continued to order persons convicted of underage OVI to complete an eight hour education program administered by Family and Community Services, Driver Education-8 (DEC8). The program is limited to underage offenders with a blood alcohol level between .02 and .79.

The Municipal Court Probation Department division also continued to monitor attendance at most of the court ordered assessments and counseling programs. It also supervised those who were placed on probation or were ordered to perform community service, as well as those who were ordered to make restitution to victims.

The Municipal Court Probation Department division administered the SCRAM (secured continuous remote alcohol monitoring) program whereby Defendants were outfitted with ankle bracelets that monitored their use of alcohol on a 24 hour basis, for an extended period of time, normally at least 3 months. This device was used primarily on defendants who prior to trial had 1 or more previous convictions of OVI within the last 10 years or received multiple OVI convictions and were placed on probation after completing a jail sentence. SCRAM units were also installed on defendants who committed crimes other than OVI but were alcohol-related offenses. Additionally, the Municipal Court Probation Department division monitored all OVI offenders who were required to use ignition interlock for driving privileges during the entire period of their license suspensions. The legislation requires ignition interlock on all vehicles driven by persons who have been convicted of second or third OVI offenses within a ten year time period. The Municipal Court Probation Department also

monitored house arrest by electronic monitoring (HAEM) through the use of SCRAM bracelets with 24/7 location monitoring capabilities.

The Municipal Court utilized a diversion program for persons convicted of possession or consumption of alcoholic beverages while under the age of twenty-one. Only persons without prior alcohol related convictions were eligible for this program. Following a plea of guilty, the offender completed a substance abuse assessment and counseling as recommended, as well as a two (2) hour educational program called "Think About Your Future," and sixteen (16) hours of community work service. If the offender completed the program and committed no further violations for six (6) months, the plea was vacated and the charge was dismissed at the offender's cost. The offender was then eligible to have the record sealed. This program continued to be administered by AxxessPointe Community Centers.

The Brief Intervention for Cannabis ("BIC 60") is a marijuana diversion program utilized by the Municipal Court and administered by AxxessPointe Community Services. A first time offender charged with possession of marijuana or possession of marijuana-related paraphernalia may enter the program. Following a guilty plea, the offender must complete a substance abuse assessment and counseling as recommended, complete two urine screens, an education session/exit interview and commit no other drug related offenses for a period of three (3) months. Upon successful completion, the offender's plea is vacated, and the matter is dismissed, at the offender's cost. The offender is then eligible to have the record sealed. This program will likely be impacted by the change to Ohio Law legalizing recreational marijuana.

Case managers from Coleman Health Services continue to serve as liaisons between the criminal justice system and the mental health system to work with individuals who have mental health issues or a combination of mental health and substance abuse issues. The late Judge Barbara R. Watson established the first mental health diversion program in 2006.

In June of 2016, the Portage County Municipal Court received certification from the Ohio Supreme Court for a specialized docket mental health court known as the Successful Treatment and Recovery Court (STAR Court).

This program was developed to manage individuals with severe and persistent mental health issues. The program is designed to divert individuals with mental health issues away from jail and coordinate mental health treatment. The Municipal Court Probation Department monitored the progress of participants in the STAR Court. Judge Melissa R. Roubic presided over the court in 2023 and obtained recertification from the Supreme Court Commission on Specialized Dockets.

When it appears that an offender might have a mental or emotional disorder as well as a substance abuse problem, the Court may refer that person to the Probation Department for an evaluation. If the offender qualifies, he or she receives counseling and treatment for the substance abuse and the mental or emotional condition. The Offender may also qualify for STAR Court.

The Portage County Municipal Court received certification for the Recovery Inspiring Success through Engagement Court (RISE Drug Court) in 2021 from the Supreme Court of Ohio Commission on Specialized Dockets. Judge Kevin T. Poland presided over the RISE Drug Court program in 2023, also receiving the recertification from the Supreme Court of Ohio Commission on Specialized Dockets. The primary goal of the RISE Court is to offer a therapeutically judicial approach to providing court supervision and appropriate treatment to individuals, so they remain drug and alcohol free and lead a life of recovery. This structured approach and support system is also important to prevent reoffending and to protect the public.

Both of the Municipal Court Specialized Dockets for STAR Court and for RISE Court include Advisory Boards comprised of representatives including the Presiding Judge, Assistant Prosecutor, Defense Counsel, Coleman Health Services, AxxessPointe Community Centers, Townhall II, Portage County Mental Health and Recovery, Hope Town, Stepping Stone

Community Services, local elected officials, law enforcement, and community members.

The Municipal Court Judges would like to acknowledge the contribution of the Probation Department, Townhall II, AxxessPointe Community Centers, Coleman Health Services, Public Defender's Office, Prosecutor's Office, and all members of the treatment teams to STAR Court and RISE Court. Special thanks to Probation Department leaders, Theresa Spiker, Heather Battaglia, and Grant Sandrock, who are instrumental in the successful implementation and continuing certification of STAR and RISE Court. Our Specialized Dockets provide specific and tailored services to offenders for recovery, rehabilitation and stabilization. The Judges appreciate the dedication and hard work of all of these professionals.

Driving under suspension is one of the most frequently cited offenses that come before the Municipal Court. The Judges continue to work with Defendants to review reinstatement requirements and establish payment and community work service plans so Defendants can obtain valid driver's licenses. Drivers who are valid and insured help people obtain and keep employment. It is also important for the safety and protection of the public that drivers on our public highways are valid and insured.


In 2023, the Comon Pleas Court, the Clerk of Courts and the Municipal Court collaborated to implement a kiosk check in system for all parties and jurors arriving at the courthouses. Currently, there are four kiosks at the Ravenna Courthouse and one kiosk at the Kent Courthouse. The Court Schedules, Local Rules, Pleadings, and other documents continue to be available to the general public via the official Portage County website at www.portagecounty-oh.gov.

The Municipal Court continues to accumulate monies through a special projects fund established in 2006 that funded the construction and the continuing maintenance of the courthouse in Kent, which opened in April of 2014.

For the year 2024 Judge Mark K. Fankhauser has been designated by the other judges to serve as presiding and administrative judge.

The Court wishes to thank the Clerk of Courts, Jill Fankhauser and her staff, the County Commissioners, the Municipal Court Probation Department division, all law enforcement agencies and personnel and our respective staff for their cooperation and assistance during the year.

Respectfully submitted,



Kevin T. Poland

2023 Presiding and Administrative Judge

RAVENNA and KENT Caseload Comparison

Total Cases Filed

January-23	1,931
January-22	1,661
February-23	2,050
February-22	1,527
March-23	2,481
March-22	2,423
April-23	1,856
April-22	1,755
May-23	2,103
May-22	2,450
June-23	2,058
June-22	2,445
July-23	1,941
July-22	2,150
August-23	1,981
August-22	2,037
September-23	2,012
September-22	2,108
October-23	1,819
October-22	1,743
November-23	1,620
November-22	2,018
December-23	1,693
December-22	1,599

Total 2023 23,545

Total 2022 23,916

(371)

Total Cases Disposed

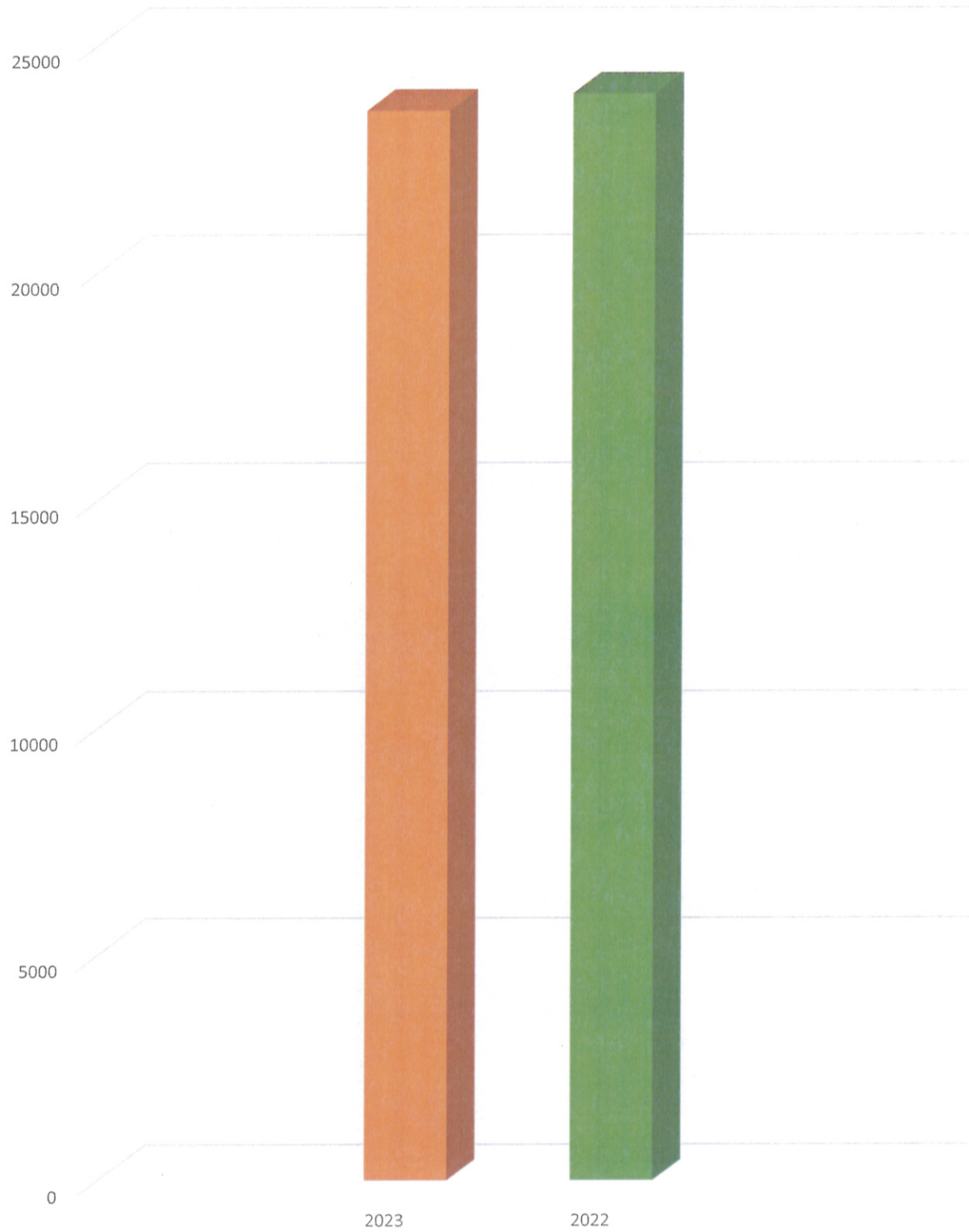
January-23	2,345
January-22	2,184
February-23	2,280
February-22	1,957
March-23	2,867
March-22	2,886
April-23	2,259
April-22	2,302
May-23	2,442
May-22	2,520
June-23	2,387
June-22	2,927
July-23	2,160
July-22	2,667
August-23	2,427
August-22	2,653
September-23	2,359
September-22	2,554
October-23	2,400
October-22	2,349
November-23	1,990
November-22	2,358
December-23	2,069
December-22	2,286

Total 2023 27,985

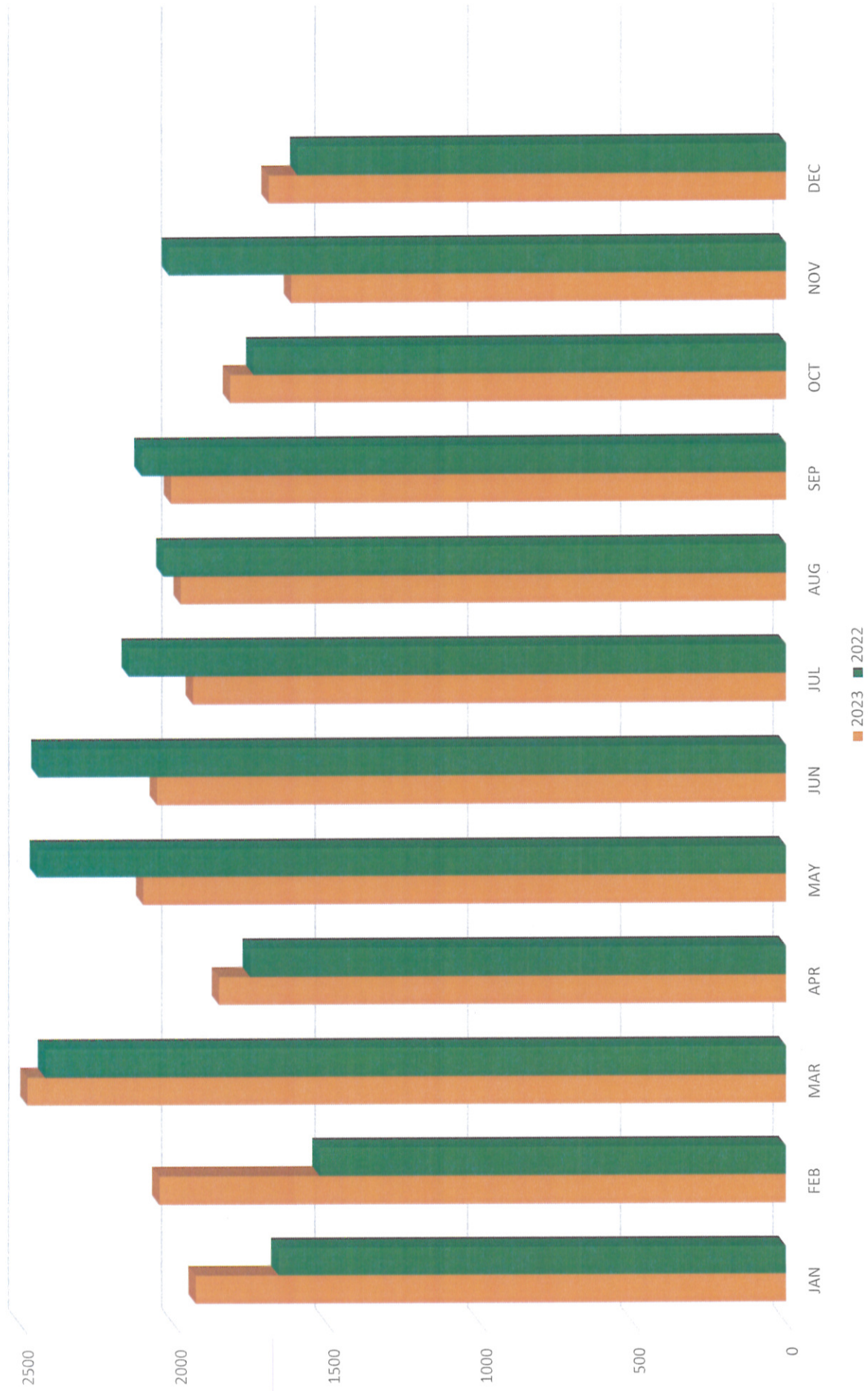
Total 2022 29,643

(1,658)

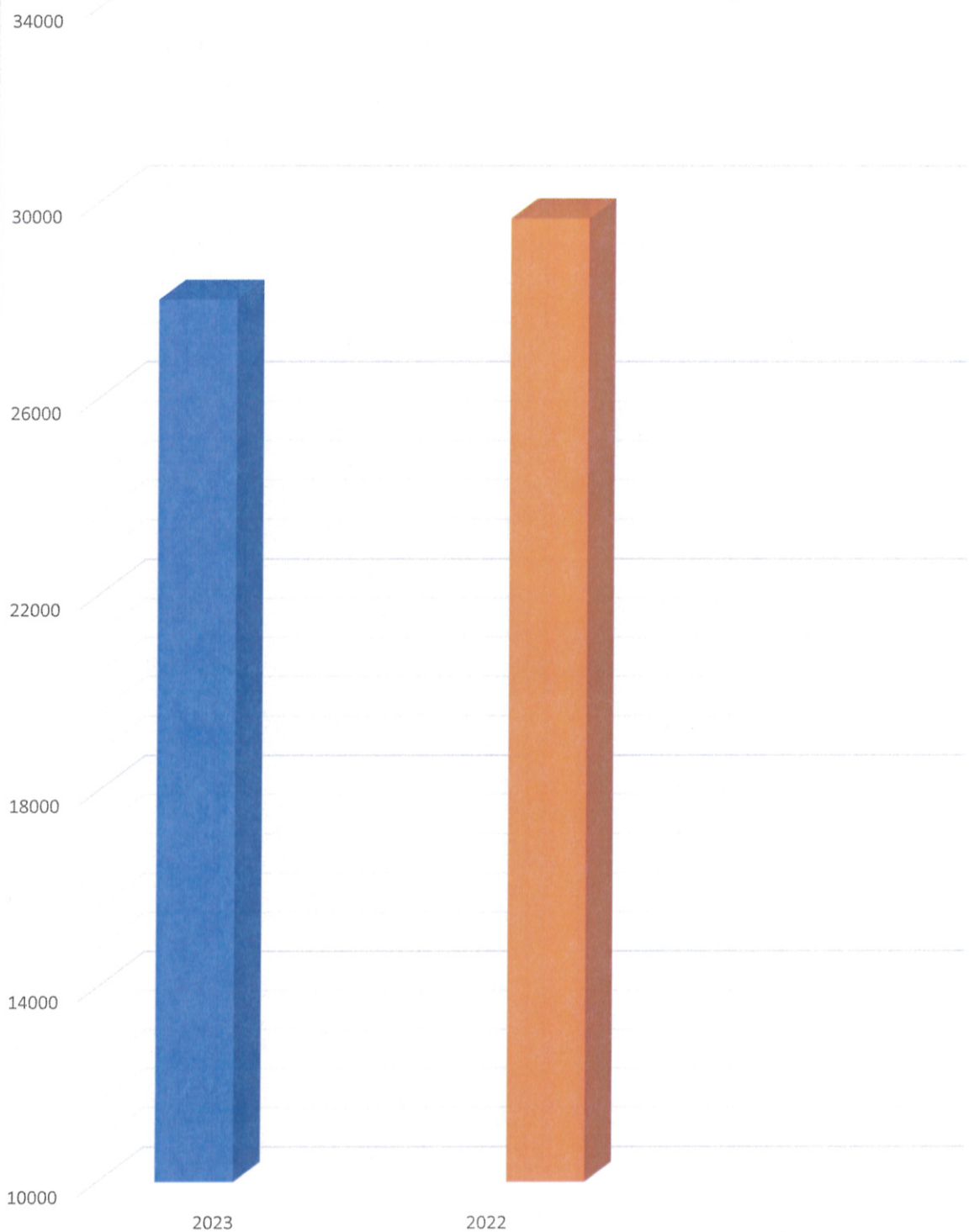
RAVENNA AND KENT Total Cases Filed



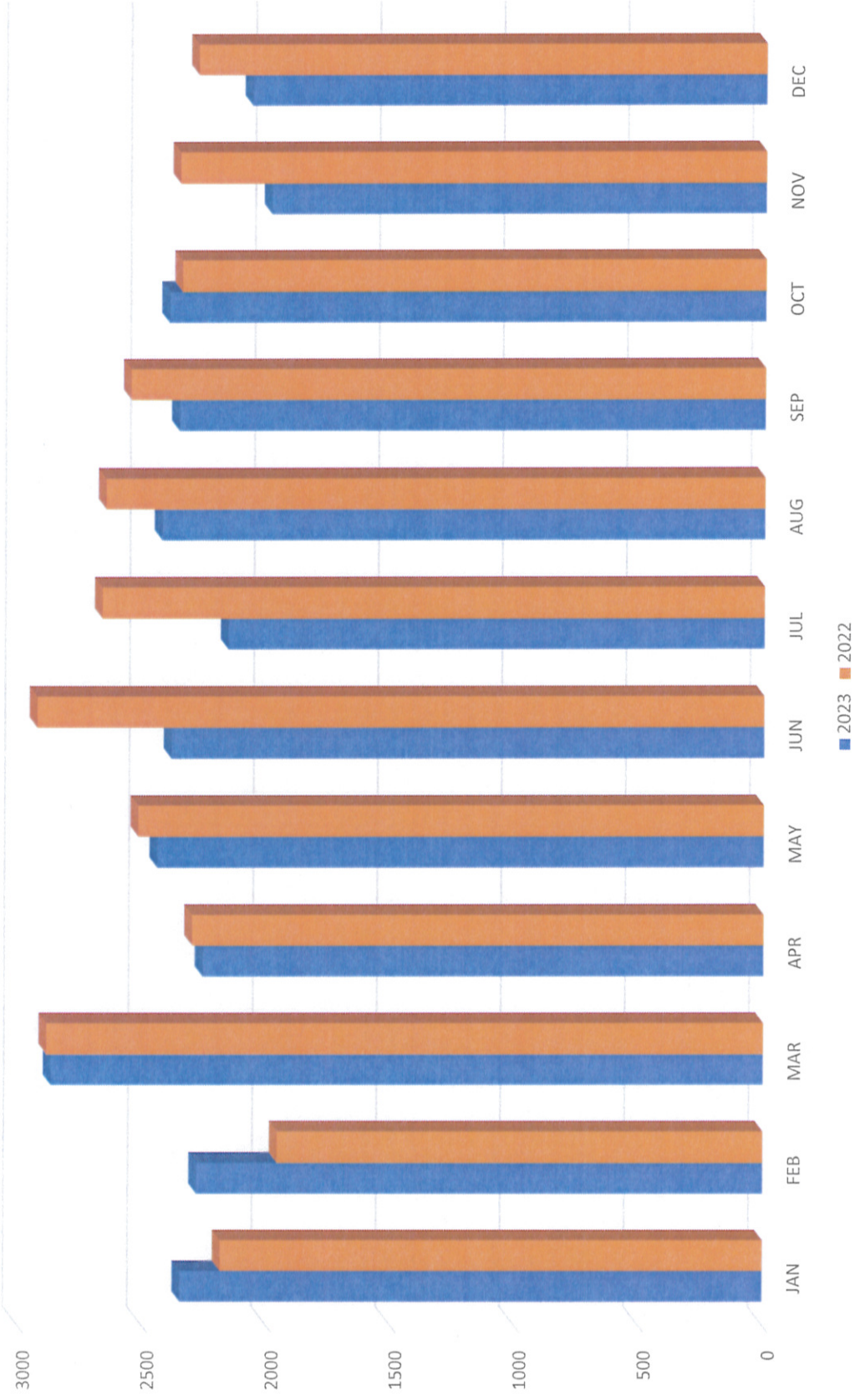
RAVENNA AND KENT Comparison of Cases Filed



**RAVENNA AND KENT
Total Cases Disposed**



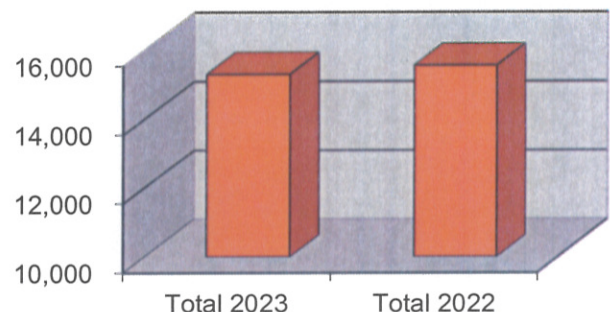
RAVENNA AND KENT
Comparison of Cases Disposed



RAVENNA CRIMINAL AND TRAFFIC CASES FILED

January-23	1,295	July-23	1,310
January-22	1,039	July-22	1,570
	256		(260)
February-23	1,324	August-23	1,219
February-22	929	August-22	1,342
	395		(123)
March-23	1,718	September-23	1,288
March-22	1,545	September-22	1,335
	173		(47)
April-23	1,195	October-23	1,072
April-22	1,061	October-22	1,061
	134		11
May-23	1,380	November-23	1,001
May-22	1,610	November-22	1,319
	(230)		(318)
June-23	1,400	December-23	1,091
June-22	1,715	December-22	1,021
	(315)		70

Total 2023	15,293
Total 2022	<u>15,547</u>
	(254)

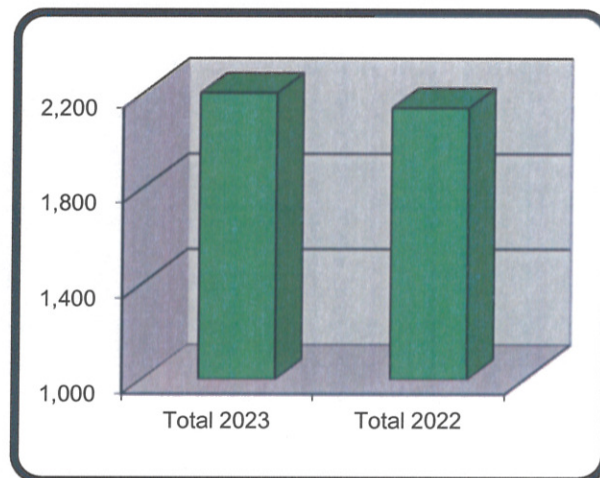


RAVENNA CIVIL DIVISION

TOTAL CASES FILED

January-23	189	July-23	177
January-22	141	July-22	179
	48		(2)
February-23	184	August-23	219
February-22	129	August-22	204
	55		15
March-23	158	September-23	174
March-22	210	September-22	200
	(52)		(26)
April-23	175	October-23	204
April-22	181	October-22	175
	(6)		29
May-23	217	November-23	147
May-22	190	November-22	186
	27		(39)
June-23	213	December-23	192
June-22	185	December-22	157
	28		35


Total 2023	2,249
Total 2022	<u>2,137</u>
	112



KENT CRIMINAL AND TRAFFIC CASES FILED

January-23	319	July-23	285
January-22	354	July-22	270
	(35)		15
February-23	361	August-23	360
February-22	368	August-22	315
	(7)		45
March-23	432	September-23	404
March-22	461	September-22	410
	(29)		(6)
April-23	332	October-23	340
April-22	337	October-22	356
	(5)		(16)
May-23	357	November-23	307
May-22	469	November-22	369
	(112)		(62)
June-23	280	December-23	248
June-22	352	December-22	249
	(72)		(1)

Total 2023	4,025
Total 2022	<u>4,310</u>
	(285)

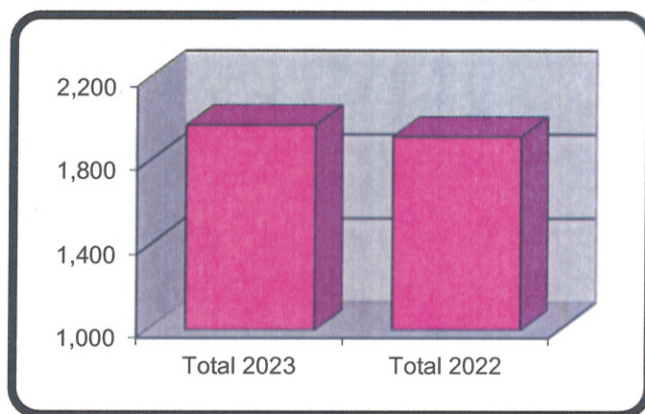


KENT CIVIL DIVISION

TOTAL CASES FILED

January-23	128	July-23	169
January-22	127	July-22	131
	1		38
February-23	181	August-23	183
February-22	101	August-22	176
	80		7
March-23	173	September-23	146
March-22	207	September-22	163
	(34)		(17)
April-23	154	October-23	203
April-22	176	October-22	151
	(22)		52
May-23	149	November-23	165
May-22	181	November-22	144
	(32)		21
June-23	165	December-23	162
June-22	193	December-22	172
	(28)		(10)

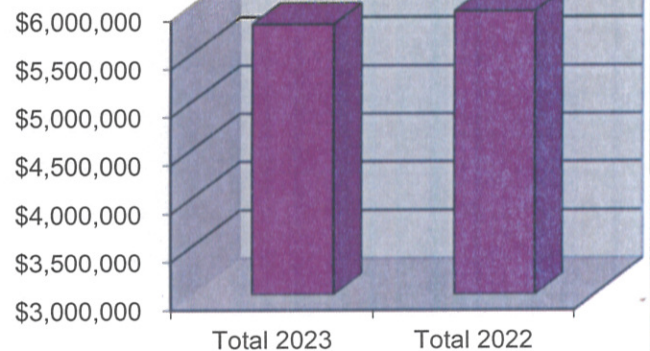
Total 2023	1,978
Total 2022	<u>1,922</u>
	56



RAVENNA AND KENT TOTAL RECEIPTS

January-23	\$491,620.53	July-23	\$448,536.33
January-22	\$436,694.87	July-22	\$496,927.06
	54,925.66		(48,390.73)
February-23	\$518,064.94	August-23	\$460,731.55
February-22	\$443,119.13	August-21	\$522,413.56
	74,945.81		(61,682.01)
March-23	\$615,520.85	September-23	\$447,979.69
March-22	\$588,952.89	September-22	\$512,672.73
	26,567.96		(64,693.04)
April-23	\$492,883.43	October-23	\$466,482.47
April-22	\$470,931.97	October-22	\$465,821.76
	21,951.46		660.71
May-23	\$518,779.80	November-23	\$427,396.68
May-22	\$504,843.69	November-22	\$474,858.50
	13,936.11		(47,461.82)
June-23	\$493,502.21	December-23	\$422,719.60
June-22	\$558,091.22	December-22	\$461,545.97
	(64,589.01)		(38,826.37)

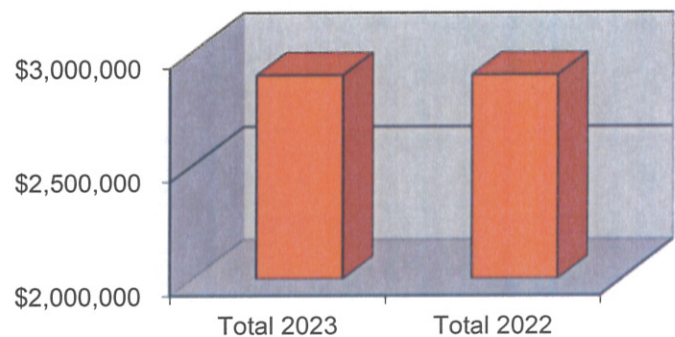
Total 2023	\$5,804,218.08
Total 2022	\$5,936,873.35
	(132,655.27)



RAVENNA CRIMINAL AND TRAFFIC TOTAL RECEIPTS

January-23	\$236,484.33	July-23	\$228,415.95
January-22	\$195,252.85	July-22	\$260,588.33
	41,231.48		(32,172.38)
February-23	\$268,582.89	August-23	\$223,196.56
February-22	\$203,991.80	August-22	\$258,641.70
	64,591.09		(35,445.14)
March-23	\$331,163.73	September-23	\$239,084.24
March-22	\$306,236.64	September-22	\$258,358.11
	24,927.09		(19,273.87)
April-23	\$236,362.08	October-23	\$235,506.36
April-22	\$219,991.07	October-22	\$225,278.48
	16,371.01		10,227.88
May-23	\$251,396.24	November-23	\$206,486.11
May-22	\$237,337.95	November-22	\$224,597.49
	14,058.29		(18,111.38)
June-23	\$249,649.58	December-23	\$189,314.98
June-22	\$305,360.74	December-22	\$201,253.32
	(55,711.16)		(11,938.34)

Total 2023	\$2,895,643.05
Total 2022	\$2,896,888.48
	(1,245.43)

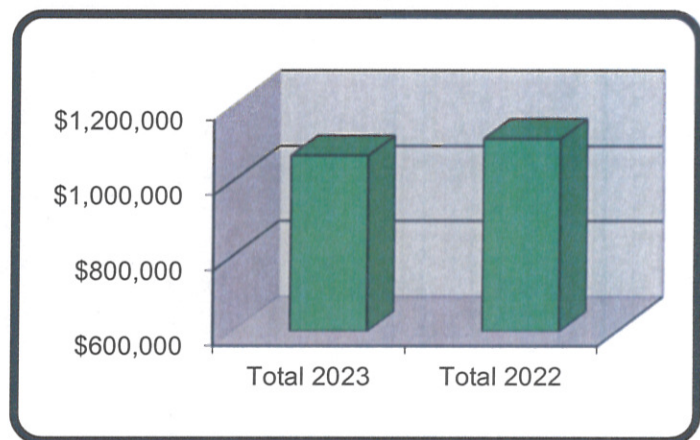


RAVENNA CIVIL DIVISION

TOTAL RECEIPTS

January-23	\$95,447.59	July-23	\$83,375.80
January-22	\$75,171.33	July-22	\$103,072.51
	20,276.26		(19,696.71)
February-23	\$78,969.34	August-23	\$90,696.36
February-22	\$79,709.93	August-22	\$111,283.58
	(740.59)		(20,587.22)
March-23	\$94,614.35	September-23	\$73,152.52
March-22	\$92,642.60	September-22	\$88,331.56
	1,971.75		(15,179.04)
April-23	\$92,275.64	October-23	\$89,506.54
April-22	\$93,048.37	October-22	\$86,422.85
	(772.73)		3,083.69
May-23	\$95,989.27	November-23	\$80,110.86
May-22	\$93,312.59	November-22	\$101,811.37
	2,676.68		(21,700.51)
June-23	\$93,980.04	December-23	\$99,116.74
June-22	\$90,929.27	December-22	\$96,517.82
	3,050.77		2,598.92

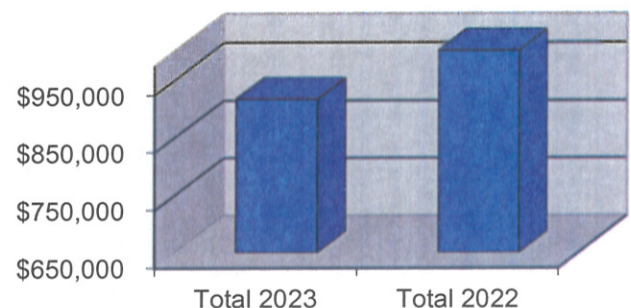
Total 2023	\$1,067,235.05
Total 2022	\$1,112,253.78
	(45,018.73)



KENT CRIMINAL AND TRAFFIC TOTAL RECEIPTS

January-23	\$73,839.33	July-23	\$55,603.15
January-22	\$97,368.99	July-22	\$71,268.79
	(23,529.66)		(15,665.64)
February-23	\$88,646.27	August-23	\$78,411.73
February-22	\$83,581.21	August-22	\$75,765.61
	5,065.06		2,646.12
March-23	\$90,064.50	September-23	\$80,763.99
March-22	\$107,218.01	September-22	\$77,373.77
	(17,153.51)		3,390.22
April-23	\$85,321.55	October-23	\$75,770.53
April-22	\$90,835.72	October-22	\$74,543.77
	(5,514.17)		\$1,226.76
May-23	\$74,103.71	November-23	\$72,450.78
May-22	\$95,484.83	November-22	\$74,338.35
	(21,381.12)		(1,887.57)
June-23	\$76,311.57	December-23	\$65,045.21
June-22	\$87,639.44	December-22	\$65,267.59
	(11,327.87)		(222.38)

Total 2023	\$ 916,332.32
Total 2022	\$1,000,686.08
	(84,353.76)

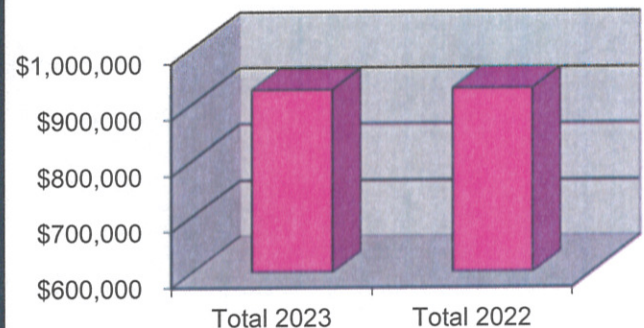


KENT CIVIL DIVISION

TOTAL RECEIPTS

January-23	\$85,849.28	July-23	\$81,141.43
January-22	\$68,901.70	July-22	\$61,997.43
	16,947.58		19,144.00
February-23	\$81,866.44	August-23	\$68,426.90
February-22	\$75,836.19	August-22	\$76,722.67
	6,030.25		(8,295.77)
March-23	\$99,678.27	September-23	\$54,978.94
March-22	\$82,855.64	September-22	\$88,609.29
	16,822.63		(33,630.35)
April-23	\$78,924.16	October-23	\$65,699.04
April-22	\$67,056.81	October-22	\$79,576.66
	11,867.35		(13,877.62)
May-23	\$97,290.58	November-23	\$68,348.93
May-22	\$78,708.32	November-22	\$74,111.29
	18,582.26		(5,762.36)
June-23	\$73,561.02	December-23	\$69,242.67
June-22	\$74,161.77	December-22	\$98,507.24
	(600.75)		(29,264.57)

Total 2023	\$ 925,007.66
Total 2022	\$ 927,045.01
	(2,037.35)



RAVENNA AND KENT CRIMINAL AND CIVIL MONEY TO COUNTY

January-23 \$231,070.22
January-22 \$212,623.67
 18,446.55

July-23 \$223,580.32
July-22 \$234,246.31
 (10,665.99)

February-23 \$264,981.63
February-22 \$206,271.69
 58,709.94

August-23 \$233,466.99
August-22 \$254,270.08
 (20,803.09)

March-23 \$302,121.09
March-22 \$308,099.54
 (5,978.45)

September-23 \$232,439.63
September-22 \$247,297.89
 (14,858.26)

April-23 \$237,529.57
April-22 \$229,463.17
 8,066.40

October-23 \$248,329.76
October-22 \$222,691.48
 25,638.28

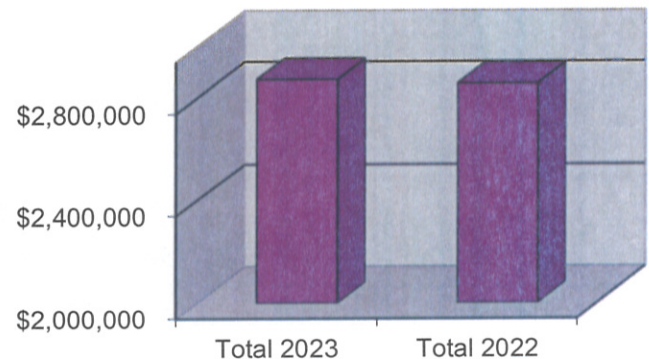
May-23 \$240,428.44
May-22 \$241,394.76
 (966.32)

November-23 \$211,225.94
November-22 \$218,427.24
 (7,201.30)

June-23 \$247,058.54
June-22 \$278,414.48
 (31,355.94)

December-23 \$200,789.94
December-22 \$203,642.19
 (2,852.25)

Total 2023 \$2,873,022.07
Total 2022 \$2,856,842.50
 \$ 16,179.57



RAVENNA CRIMINAL AND TRAFFIC TO COUNTY

January-23 \$153,921.69
January-22 \$125,903.66
 28,018.03

February-23 \$174,530.08
February-22 \$130,812.57
 43,717.51

March-23 \$215,187.99
March-22 \$197,938.85
 17,249.14

April-23 \$155,158.43
April-22 \$144,465.66
 10,692.77

May-23 \$163,496.92
May-22 \$152,343.87
 11,153.05

June-23 \$162,545.26
June-22 \$192,898.43
 (30,353.17)

July-23 \$150,529.14
July-22 \$166,970.53
 (16,441.39)

August-23 \$143,776.13
August-22 \$166,928.40
 (23,152.27)

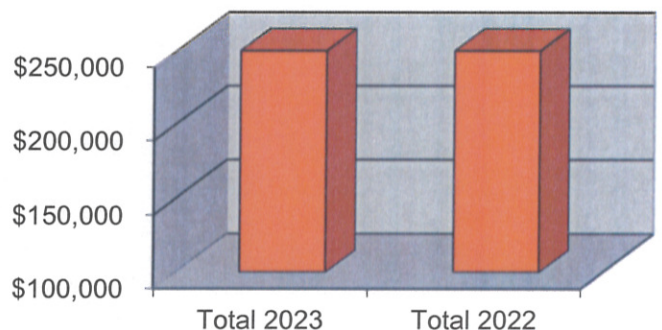
September-23 \$156,070.47
September-22 \$167,655.76
 (11,585.29)

October-23 \$158,792.11
October-22 \$144,315.79
 14,476.32

November-23 \$133,696.65
November-22 \$145,737.62
 (12,040.97)

December-23 \$124,446.91
December-22 \$132,583.45
 (8,136.54)

Total 2023	\$1,892,151.78
Total 2022	\$1,868,554.59
	\$ 23,597.19

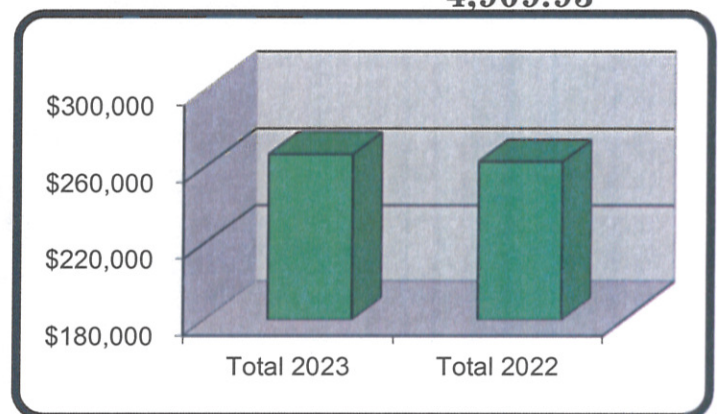


RAVENNA CIVIL DIVISION

MONEY TO COUNTY

January-23	\$22,683.64	July-23	\$20,193.18
January-22	\$17,544.72	July-22	\$19,482.81
	5,138.92		710.37
February-23	\$21,108.37	August-23	\$25,266.54
February-22	\$18,954.53	August-22	\$27,257.66
	2,153.84		(1,991.12)
March-23	\$18,741.26	September-23	\$20,514.07
March-22	\$25,187.38	September-22	\$23,174.88
	(6,446.12)		(2,660.81)
April-23	\$20,852.39	October-23	\$25,663.85
April-22	\$21,806.60	October-22	\$23,178.98
	(954.21)		2,484.87
May-23	\$24,692.06	November-23	\$19,895.99
May-22	\$21,529.28	November-22	\$21,619.95
	3,162.78		(\$1,723.96)
June-23	\$23,765.39	December-23	\$23,170.98
June-22	\$24,736.40	December-22	\$18,261.05
	(971.01)		4,909.93

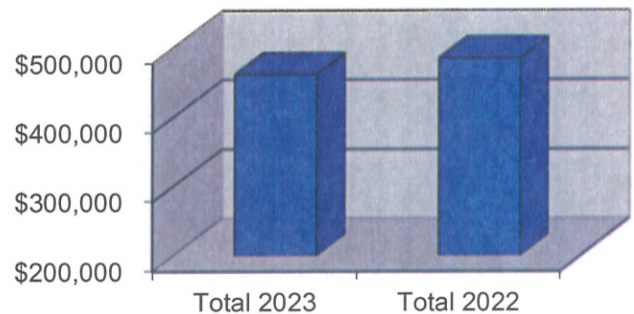
Total 2023	\$266,547.72
Total 2022	\$262,734.24
	\$ 3,813.48



KENT CRIMINAL AND TRAFFIC TO COUNTY

January-23	\$36,249.32	July-23	\$31,527.11
January-22	\$51,560.79	July-22	\$31,198.85
	(15,311.47)		328.26
February-23	\$46,045.07	August-23	\$38,455.39
February-22	\$41,447.96	August-22	\$38,055.32
	4,597.11		400.07
March-23	\$45,724.32	September-23	\$39,450.69
March-22	\$59,865.53	September-22	\$35,134.77
	(14,141.21)		4,315.92
April-23	\$40,124.40	October-23	\$41,409.48
April-22	\$42,386.89	October-22	\$35,513.97
	(2,262.49)		5,895.51
May-23	\$33,201.74	November-23	\$37,595.19
May-22	\$45,963.54	November-22	\$33,612.21
	(12,761.80)		3,982.98
June-23	\$38,282.34	December-23	\$33,426.67
June-22	\$39,265.66	December-22	\$30,942.36
	(983.32)		2,484.31

Total 2023	\$ 461,491.72
Total 2022	\$ 484,947.85
	(23,456.13)

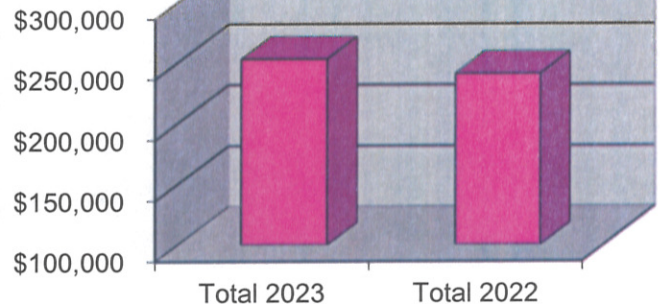


KENT CIVIL DIVISION

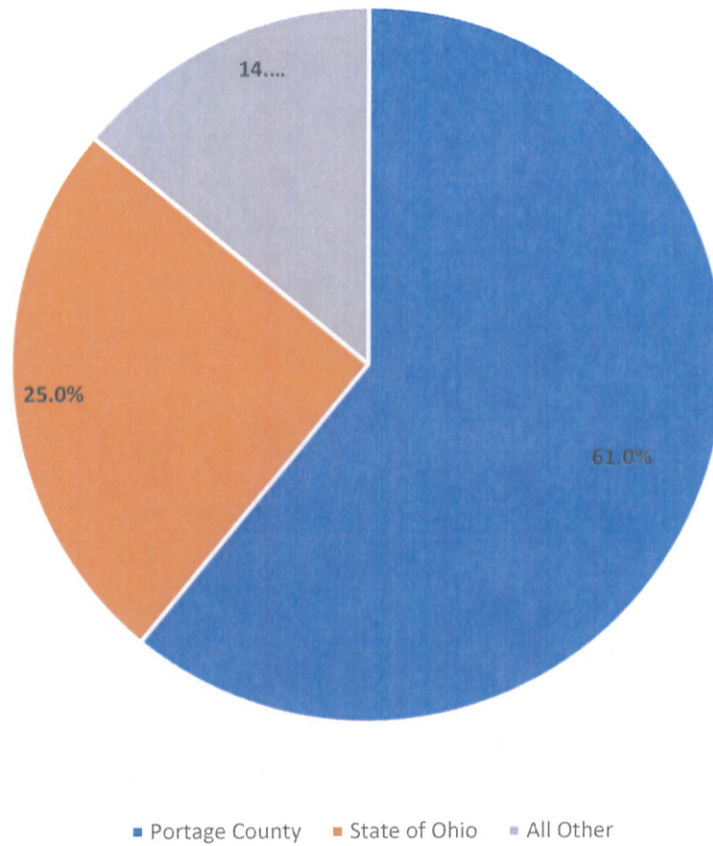
MONEY TO COUNTY

January-23	\$18,215.57	July-23	\$21,330.89
January-22	\$17,614.50	July-22	\$16,594.12
	601.07		4,736.77
February-23	\$23,298.11	August-23	\$25,968.93
February-22	\$15,056.63	August-22	\$22,028.70
	8,241.48		3,940.23
March-23	\$22,467.52	September-23	\$16,404.40
March-22	\$25,107.78	September-22	\$21,332.48
	(2,640.26)		(4,928.08)
April-23	\$21,394.35	October-23	\$22,464.32
April-22	\$20,804.02	October-22	\$19,682.74
	590.33		2,781.58
May-23	\$19,037.72	November-23	\$20,038.11
May-22	\$21,558.07	November-22	\$17,457.46
	(2,520.35)		2,580.65
June-23	\$22,465.55	December-23	\$19,745.38
June-22	\$21,513.99	December-22	\$21,855.33
	951.56		(2,109.95)

Total 2023	\$252,830.85
Total 2022	\$240,605.82
	\$ 12,225.03

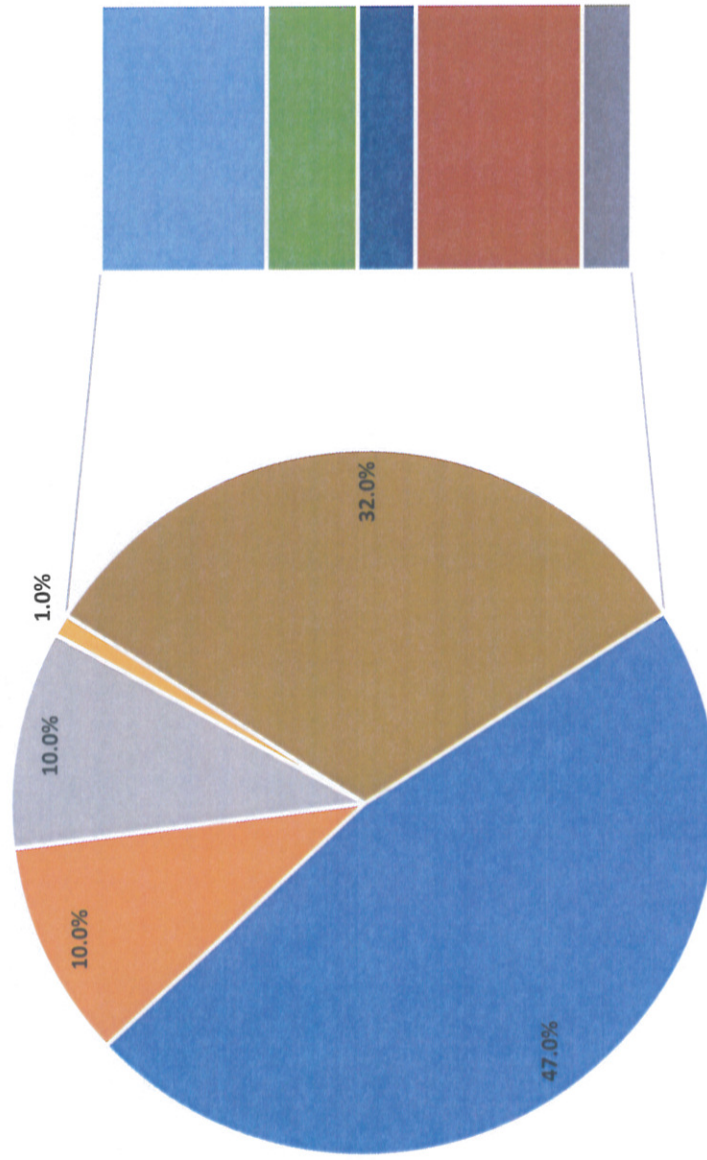


KENT AND RAVENNA Percentage of Criminal Disbursements



See next chart for all other disbursements


KENT AND RAVENNA Other Criminal Disbursements*



*Subdivisions Only

	<u>2023</u>	<u>2022</u>
Aids	1,383	1,380
Debtor's exams	38	38
Writs of Restitution	317	378
Trusteeships	0	1
Rent Escrows	13	13
Domestic Violence-		
Felony	82	70
Misdemeanor	269	323
Search Warrants	42	34
O.V.I.	823	891
Trespassing	72	81

Civil Special Proceedings



Criminal Cases of Interest

